

OKLAHOMA

MEN'S BASKETBALL

Mike Houck, Associate Communications Director

McClendon Center for Intercollegiate Athletics

180 West Brooks, Suite 2525 | Norman, OK 73019

Office: (405) 325-8227 | Cell: (405) 249-5892 | E-Mail: mhouck@ou.edu

www.SoonerSports.com | Twitter: @SoonerSportscom; @SoonerHoops; @LonKruger

26 NCAA Tournaments | 4 Final Fours | 14 Conference Championships | 30 All-Americans | 27 Postseason Appearances In The Last 30 Years

Oklahoma Schedule

N1	NORTHEASTERN STATE (Ex.)	W	85-51
N6	WASHBURN (Ex.)	W	85-59

N11	IDAHO STATE	W	78-74
N18	COPPIN STATE	W	92-65
N24	vs. Washington State #	W	74-59
N25	vs. Santa Clara #	W	85-73
N27	vs. Saint Louis #	L	63-83

D2	SACRAMENTO STATE	W	82-53
D8	ORAL ROBERTS	W	73-59
D10	ARKANSAS	W	78-63
D17	vs. Houston \$	W	79-74
D21	SOUTH CAROLINA STATE	7 p.m.	SSN
D29	at Cincinnati %	8 p.m.	ESPNU
D31	NORTHWESTERN STATE	2 p.m.	SSN

J3	at Missouri	7 p.m.	MSN
J7	KANSAS	1 p.m.	ESPNU
J9	at Oklahoma State	6 p.m.	ESPNU
J14	KANSAS STATE	12:30 p.m.	Big 12
J17	TEXAS TECH	7 p.m.	Big 12
J21	at Texas A&M	3 p.m.	Big 12
J24	BAYLOR	7 p.m.	Big 12
J28	at Kansas State	6 p.m.	FSKC

F1	at Kansas	8 p.m.	ESPNU
F4	IOWA STATE	5 p.m.	ESPNU/2
F6	MISSOURI	6 p.m.	ESPNU
F11	at Texas Tech	7 p.m.	TTSN
F14	TEXAS	7 p.m.	Big 12
F18	at Iowa State	12:30 p.m.	Big 12
F22	OKLAHOMA STATE	7 p.m.	Big 12
F25	at Baylor	12:30 p.m.	Big 12
F29	at Texas	8 p.m.	ESPN2

M3	TEXAS A&M	3 p.m.	Big 12
M7-10	Big 12 Championship ^	TBD	B12/ESPN
M15-18	NCAA First/Second Rounds	TBD	CBS
M22-25	NCAA Regionals	TBD	CBS
M31/A2	NCAA Final Four	TBD	CBS

All times Central and subject to change

76 Classic (Anaheim, Calif.)

\$ All-College Classic (Oklahoma City)

% at U.S. Bank Arena

"Big 12" is Big 12 Network regional television

"MSN" is Mizzou Sports Network

"FSKC" is Fox Sports Kansas City

"TTSN" is Texas Tech Sports Network

Radio (Sooner Sports Network)

Play-by-Play.....Toby Rowland

Analyst.....Mike Houck

TV (Sooner Sports Network)

Play-by-Play.....Bob Carpenter

Analyst.....Billy Tubbs

OKLAHOMA (8-1)
SOONERS**At a Glance**

DateWednesday, Dec. 21

Site.....Norman, Okla.

Tip Time7:07 p.m. CT

RadioKOKC 1520 AM in OKC;

.....KTbz 1430 AM in Tulsa

TVKAUT Ch. 43 in OKC;

.....KQCW Ch. 19 in Tulsa; ESPN Full Court

Series.....Oklahoma leads 1-0

SOUTH CAROLINA STATE (4-7)
BULLDOGS**PROJECTED OKLAHOMA STARTERS**

4 ANDREW FITZGERALD • F
6-8 • 247 • Jr. • Baltimore, Md.
Brewster Academy (N.H.)

PTS	REB	FG%	MIN
10.9	5.8	.446	25.6



NOTES: Averaging 14.0 points the last four games (averaged 8.4 the first five games) ... Turned in a season-high 17-point effort vs. Arkansas two games ago in only 23 minutes (added game-high 8 rebounds) ... Logged double-double (12 points, 13 rebounds) vs. Santa Clara Nov. 25 ... An honorable mention All-Big 12 selection last year who started all 32 games ... Led OU's regulars last season with a .486 field goal mark.

24 ROMERO OSBY • F
6-8 • 232 • Jr. • Meridian, Miss.
Mississippi State University

PTS	REB	FG%	MIN
10.0	7.8	.457	25.6



NOTES: Transfer from Mississippi State ... Averaging 10.0 points and team-high 7.8 rebounds (ranks third in Big 12) ... Leads Big 12 with 3.6 offensive rebounds per game ... Has grabbed career-high 10 boards in four of nine outings ... Registered double-doubles in his first two games ... Shooting .581 from the field and .842 (16-for-19) from the free throw line in home games ... Was a top-75 national recruit coming out of high school in Mississippi.

1 SAM GROOMS • G
6-1 • 203 • Jr. • Greensboro, N.C.
Chipola College (Fla.)

PTS	REB	AST	MIN
7.0	3.4	5.1	30.3



NOTES: Ranks third in Big 12 in both assists (5.1) and assist-to-turnover ratio (2.7) ... Has recorded at least 6 assists four times and at least 8 assists three times ... Tied 76 Classic record with 10 assists (1 turnover) vs. Washington State ... Averaging a team-high 30.3 minutes ... Leads squad with 23 free throw makes ... Rated as country's No. 3 juco prospect last year by JucoRecruiting.com ... Signed with South Florida out of high school.

2 STEVEN PLEDGER • G
6-4 • 222 • Jr. • Chesapeake, Va.
Atlantic Shores Christian School

PTS	REB	FG%	MIN
19.5	3.9	.604	29.5



NOTES: Leads NCAA Division I guards with his .604 FG percentage and ranks No. 4 nationally in 3-point FG percentage (.512) ... Ranks second in Big 12 in scoring (19.5), fifth in treys (2.6) and sixth in steals (1.6) and FT percentage (.833) ... Shooting .643 from field at home ... Has six games of at least 3 treys ... Has four 20-plus scoring efforts (three all of last year) ... Named to 76 Classic and All-College Classic all-tourney teams.

21 CAMERON CLARK • G
6-6 • 198 • So. • Sherman, Texas
Sherman High School

PTS	REB	AST	MIN
10.0	3.4	1.7	24.4



NOTES: Has scored in double figures in six of the last seven games (averaging 12.0 points on .500 shooting in those seven) ... Scored 14 Saturday vs. Houston ... Shooting .532 from the field and .556 from 3-point range the last five games (shot .297 and .000 in first four contests) ... Started all 32 games last year and averaged 9.4 points (ranked fourth on team) and 4.5 rebounds ... A consensus national top-40 recruit coming out of high school.

OKLAHOMA'S TOP RESERVES

No.	Name	Position	Height	Weight	Class	Points	Rebounds	Assists	Minutes
15	Tyler Neal	F	6-7	227	So.	7.2	3.7	1.0	17.7
14	Carl Blair	G	6-2	205	Jr.	3.7	1.8	2.4	14.7
5	C.J. Washington	F	6-7	230	Sr.	2.3	3.1	0.6	10.0
32	Casey Arent	C	6-10	227	Jr.	2.0	2.6	0.1	10.1
31	Barry Honoré	F	6-7	270	Sr.	0.9	0.8	0.0	4.4

PROJECTED SOUTH CAROLINA STATE STARTERS

No.	Name	Position	Height	Weight	Class	Points	Rebounds	Assists	Minutes
5	Omar Sanders	F	6-7	210	Sr.	10.8	6.5	0.8	27.3
20	Presano Bell	F	6-7	230	Sr.	6.7	5.5	0.8	27.1
1	Khalif Toombs	G	5-9	165	Jr.	12.0	2.9	3.7	35.1
2	Brandon Riley	G	6-2	185	Sr.	20.9	4.6	1.5	34.8
23	Aaron Martin	G	6-5	205	Jr.	7.1	4.4	1.0	23.6

Head Coach Lon Kruger

► Lon Kruger was named Oklahoma's 14th head men's basketball coach on April 1, 2011.

► Owns a 487-305 (.615) collegiate record over 25 years.

► Has coached at Texas-Pan American (52-59 record from 1982-86), Kansas State (81-46 from 1986-90), Florida (104-80 from 1990-96), Illinois (81-48 from 1996-00) and UNLV (161-71 from 2004-11).

► Served as head coach of NBA's Atlanta Hawks from 2000-03 (69-122 record) and was an assistant for New York Knicks (2003-04 season).

► Averaged 25.4 wins at UNLV over the last five years (four NCAA appearances and one NIT trip) and won at least 21 games each of those five seasons.

► Coached UNLV to a 55-25 (.688) Mountain West Conference record the last five seasons.

► Has taken teams to 13 NCAA Tournaments (14-13 record) and four NITs (4-5 record).

► Coached Florida to the 1994 Final Four, Kansas State to the 1988 Elite Eight and UNLV to the 2007 Sweet 16.

► Has led all five of the college programs he has coached to 20-win seasons.

► Is one of five coaches in Division I college basketball history to take four different schools to the NCAA Tournament and is one of three coaches to win an NCAA Tournament game at four schools.

► Is one of just two head coaches in Division I history to lead at least four different schools to multiple NCAA Tournament wins.

► Is one of four coaches to lead three different schools to NCAA Sweet 16 appearances.

Lon Kruger Year by Year

Year	School	Record	Pct.
1982-83	Pan American	7-21	.250
1983-84	Pan American	13-14	.481
1984-85	Pan American	12-16	.429
1985-86	Pan American	20-8	.714
1986-87	* Kansas State	20-11	.645
1987-88	* Kansas State	25-9	.735
1988-89	* Kansas State	19-11	.633
1989-90	* Kansas State	17-15	.531
1990-91	Florida	11-17	.393
1991-92	^ Florida	19-14	.576
1992-93	^ Florida	16-12	.571
1993-94	* Florida	29-8	.784
1994-95	* Florida	17-13	.567
1995-96	Florida	12-16	.429
1996-97	* Illinois	22-10	.688
1997-98	* Illinois	23-10	.697
1998-99	Illinois	14-18	.438
1999-00	* Illinois	22-10	.688
2004-05	^ UNLV	17-14	.548
2005-06	UNLV	17-13	.567
2006-07	* UNLV	30-7	.811
2007-08	* UNLV	27-8	.771
2008-09	^ UNLV	21-11	.656
2009-10	* UNLV	25-9	.735
2010-11	* UNLV	24-9	.727
2011-12	Oklahoma	8-1	.889
Totals		487-305	.615

* NCAA Tournament

^ National Invitation Tournament



WEDNESDAY'S GAME BASICS

Riding a four-game winning streak, Oklahoma (8-1) plays host to South Carolina State (4-7) Wednesday at 7 p.m. CT at Lloyd Noble Center. The Sooners have won 32 straight non-conference home games and are coming off a 79-74 All-College Classic victory over Houston on Saturday in Oklahoma City. The Bulldogs started 4-2 on the year but have lost five straight, including a 69-55 contest at No. 15 Pitt on Saturday. Wednesday's contest will air on the Sooner Radio Network (KOKC AM 1520 in Oklahoma City; KTBZ AM 1430 in Tulsa) with **Toby Rowland** and **Mike Houck** announcing. The game will be televised by the Sooner Sports Network (KAUT Ch. 43 in OKC; KQCW Ch. 19 in Tulsa; ESPN Full Court) with **Bob Carpenter** and **Billy Tubbs** calling the action.

SOONER UPDATE

► Picked to finish last (tied with Texas Tech) by Big 12 coaches in the league's preseason poll, Oklahoma holds the conference's third best record at 8-1. The Sooners entered the week at No. 32 in CBSports.com's RPI rankings.

► Since sustaining its only loss of the season to Saint Louis in the 76 Classic championship game on Nov. 27, Oklahoma has shot .500 from the field, .528 (28-for-53) from 3-point range and .785 (62-for-79) from the free throw line in wins over Sacramento State, Oral Roberts, Arkansas and Houston. The Sooners held those four foes to combined .397 field goal and .295 (23-for-78) 3-point shooting, and have won by an average of 15.8 points.

► Oklahoma entered the week ranked No. 5 nationally (out of 338 Division I teams) in 3-point field goal percentage (.432), No. 13 in rebounding margin (+9.0), No. 34 in scoring (78.2 ppg) and No. 38 in free throw percentage (.742).

► Only one OU team in the last 16 seasons averaged more points for a season than the current average of 78.2 (78.7 in 2008-09).

► The Sooners' 8-1 start is their second best in last eight seasons (surpassed only by the 12-0 start during **Blake Griffin's** sophomore year of 2008-09).

► Oklahoma has shot better than .500 from behind the arc in three of its last four games.

► The Sooners have scored at least 75 points six times in their nine games. Last year's team reached the 75-point mark seven times in their 32 contests.

► OU's wins over Sacramento State (by 29 points), Coppin State (27), Arkansas (15), Washington State (15), Oral Roberts (14) and Houston (5) represent those teams' largest margins of defeat this year.

► The Sooners' pressure defense under new head coach **Lon Kruger** has boosted the team's offense through nine games. Opponents have averaged 15.2 turnovers, resulting in an average of 17.9 points per contest for OU on the other end of the floor. Foes haven't been as opportunistic, averaging 12.2 points off the Sooners' 13.0 turnovers per game.

► Rebounding was mentioned by Kruger several times in the preseason as a concern of his for 2011-12. However, OU has outboarded eight of its nine opponents and ranks No. 13 nationally with its +9.0 margin per contest despite not starting anyone taller than 6-8.

Stats Comparison



CATEGORY	OU	SCS
Overall Record	8-1	4-7
Points Per Game	78.2	65.3
Opp. Points Per Game	67.0	75.4
Rebounds Per Game	39.9	36.8
Rebounding Margin	+9.0	-1.8
Field Goal Pct.	.460	.402
Opp. Field Goal Pct.	.418	.470
3-Point Pct.	.432	.330
Opp. 3-Point Pct.	.342	.354
Free Throw Pct.	.742	.635
Personal Fouls Per Game	17.0	17.3
Assists Per Game	14.6	9.7
Turnovers Per Game	13.0	15.9
Blocked Shots Per Game	3.8	4.0
Steals Per Game	6.9	6.9



► Steven Pledger

No.	Name	Position	Height	Weight	Class	Hometown (Last School)
1	Sam Grooms	G	6-1	203	Jr.	Greensboro, N.C. (Chipola College [Fla.])
2	Steven Pledger**	G	6-4	222	Jr.	Chesapeake, Va. (Atlantic Shores Christian School)
3	T.J. Franklin	G	5-11	175	Sr.	Fort Worth, Texas (North Crowley HS)
4	Andrew Fitzgerald**	F	6-8	247	Jr.	Baltimore Md. (Brewster Academy [N.H.])
5	C.J. Washington*	F	6-7	230	Sr.	Stringtown, Okla. (Connors State JC)
12	Jarrod Kruger#	G	6-1	174	So.	Topeka, Kan. (Kansas State University)
13	James Frascilla	G	5-10	142	Fr.	Dallas, Texas (Highland Park HS)
14	Carl Blair*	G	6-2	205	Jr.	Houston, Texas (University of New Orleans)
15	Tyler Neal*	F	6-7	227	So.	Oklahoma City, Okla. (Putnam City West HS)
21	Cameron Clark*	G	6-6	198	So.	Sherman, Texas (Sherman HS)
22	Amath M'Baye#	F	6-9	214	Jr.	Bordeaux, France (University of Wyoming)
24	Romero Osby	F	6-8	232	Jr.	Meridian, Miss. (Mississippi State University)
31	Barry Honoré*	F	6-7	270	Sr.	Garland, Texas (Southern University)
32	Casey Arent	C	6-10	227	Jr.	Penryn, Calif. (Sierra College)

* Letters earned at Oklahoma #Sitting out 2011-12 season

2011-12 Big 12 Standings

Through Monday, Dec. 19

Team	Big 12			Overall		
	W	L	Pct.	W	L	Pct.
Missouri	0	0	.000	11	0	1.000
Baylor	0	0	.000	10	0	1.000
Oklahoma	0	0	.000	8	1	.889
Kansas State	0	0	.000	7	1	.875
Texas	0	0	.000	9	2	.818
Texas A&M	0	0	.000	8	2	.800
Iowa State	0	0	.000	8	3	.727
Kansas	0	0	.000	7	3	.700
Oklahoma State	0	0	.000	6	4	.600
Texas Tech	0	0	.000	5	4	.556



Oklahoma Quick Facts

Official Name: University of Oklahoma

Location: Norman, Okla.

Founded: 1890

Enrollment: 30,754

Nickname: Sooners

Colors: Crimson and Cream

President: David L. Boren

Athletics Director: Joe Castiglione

Arena: Lloyd Noble Center (12,000)

First Year of Basketball: 1907-08

NCAA Tournament Appearances: 26

NIT Appearances: 7

All-Time Record: 1,533-979 (.610)

Regular Season Conference Championships: 14 (1928, 1929, 1939, 1940, 1942, 1944, 1947, 1949, 1979, 1984, 1985, 1988, 1989, 2005)

Conference Tournament Championships: 7 (1979, 1985, 1988, 1990, 2001, 2002, 2003)

Head Coach: Lon Kruger (Kansas State '75)

Career Record: 487-305 (26th year)

Oklahoma Record: 8-1 (first year)

NCAA Appearances: 13 (most recent 2011)

NIT Appearances: 4 (most recent 2009)

Assistant Coaches: Chris Crutchfield (Nebraska-Omaha '92), Steve Henson (Kansas State '90), Lew Hill (Wichita State '88)

Director of Operations: Mike Shepherd (Kansas State '92)

Director of Student-Athlete Performance: Jozsef Szendrei (Oklahoma '03)

Video Coordinator: Scott Thompson

Equipment Manager: Marco Griego

Graduate Managers: Wade Mason, Teddy Owens

Athletics Trainer: Alex Brown

Team Physician: Dr. Brock Schnebel

Official Website: SoonerSports.com

Included was a +34 effort against Coppin State (61-27). The Sooners own a 142-105 offensive rebounding advantage on the year (despite shooting .460 to their opponents' .418 mark) and have scored 130 second-chance points to their foes' 91.

PLEDGER OFF TO SIZZLING START

► After averaging 8.6 points and shooting .386 from the field and .345 from long distance over his first two seasons, junior guard **Steven Pledger** is averaging 19.5 points this year and is shooting .604 from the field (ranks No. 1 among nation's guards) and .512 from 3-point range (ranks fourth nationally; single-season school record is .473 by **Tim Heskett** in 1998-99). He ranks No. 2 in the Big 12 in scoring, No. 3 in 3-point field goal percentage, No. 4 in field goal percentage, No. 5 in 3-pointers (2.6 per game) and No. 6 in free throw percentage (.833) and steals (1.6 per game).

► To help put Pledger's .604 field goal performance in perspective, the top field goal mark by an OU guard over the course of an entire season since 2000 was **Willie Warren's** .473 figure in 2008-09.

► Pledger has scored in double figures in each of his eight outings and has shot at least .500 from the field in every game except the loss to Saint Louis. He has scored at least 20 points four times after doing it three times all of last season.

► Pledger's shooting percentages are even better in OU's wins (.654 from the field and .541 from 3-point range). He was 4-for-13 from the field and 1-for-4 from deep in defeat against Saint Louis.

► Pledger averaged 13.6 points per 40 minutes last season but has almost doubled that figure this year (26.4).

► Pledger is averaging 18.5 points in the second half of the last two games on 13-for-15 field goal and 3-for-3 3-point shooting.

► Pledger has made 55 field goals this year, already putting him at 49 percent of last year's total (112). He is on pace for 199 field goals in this year's regular season.

MORE INDIVIDUAL NOTES

► Junior guard **Sam Grooms** has been strong at the point, ranking No. 3 in the Big 12 in both assists (5.1) and assist-to-turnover ratio (2.7). He has recorded one or zero turnovers four times in nine games and leads the Sooners in minutes (30.3).

► Junior forward **Romero Osby** leads the Big 12 with his 3.6 offensive rebounds per game and ranks third in the league with his 7.8 overall boards per outing. He has recorded a career-high 10 rebounds on four occasions this year.

► Junior forward **Andrew Fitzgerald** has scored in double figures in each of the last four games (averaging 14.0 during stretch) after doing it just twice in OU's first five outings (averaged 8.4 points).

► Since sophomore guard **Calvin Newell** left the team on Dec. 1, sophomore forward **Tyler Neal** has seen his minutes and production jump significantly. Neal is averaging 10.0 points, 4.3 rebounds and 1.8 assists in an average of 22.3 minutes the last four games, and is shooting .524 from the field and .471 (8-for-17) from 3-point range. In OU's first five games — before Newell announced he was transferring — Neal averaged 5.0 points, 3.2 rebounds and 0.4 assists in an average of 14.0 minutes. He shot .438 from the field.

► After averaging 3.0 points on .167 (3-for-18) shooting in OU's first two games, sophomore wing **Cameron Clark** has scored in double figures in six of the last seven outings and is shooting .500 from the field and .500 from 3-point range (5-for-10) during the stretch.

► Saturday's OU win over Houston leaves Kruger just 13 victories shy of 500 for his career. He ranks second among current Big 12 head coaches with 487 career wins (Texas' **Rick Barnes** has 533 victories).

BUNCH OF HOMERS

Oklahoma has dominated home non-conference games over the last decade, winning 90 of its last 92 non-league contests inside Lloyd Noble Center going back to Jan. 3, 2000 (good for a .978 winning percentage). Included was a streak of 49 non-conference home victories that was snapped by Villanova, 67-51, on Dec. 6, 2006. The only other home non-conference loss during the last 92 games was a 66-62 defeat at the hands of Stephen F. Austin in the 2007-08 season. The current win string stands at 32 games.

Here are some notes on Oklahoma's home performance this season:

► In five home games, **Carl Blair** (6-for-12), **Tyler Neal** (10-for-20) and **Steven Pledger** (9-for-18) are each shooting .500 from 3-point range. **Cameron Clark** is shooting .455 (5-for-11) from deep at home.

► OU's top four scorers at home are shooting a combined .562 (86-for-153) from the field in those five outings. Pledger is shooting .643 (27-for-42) in home games this season and is followed by **Romero Osby** (.581), Blair (.500) and Neal (.500).

► The Sooners are shooting .477 from the field, .444 from behind the arc and .762 from the free throw line at home. Opponents are shooting .395, .273 and .680, respectively, at Lloyd Noble Center. OU also owns a +12.6 rebounding advantage at home this year.

SATURDAY'S HOUSTON RECAP (BOX SCORE ON PAGE 11 OF THESE NOTES)

► **Steven Pledger** recorded his first career double-double (31 points and a career-high 10 rebounds) to help Oklahoma overcome a nine-point second-half deficit and post a 79-74 win over Houston in the All-College Classic on Saturday in Oklahoma City.

► Pledger turned in OU's best field goal (9-for-13), 3-point (4-for-5) and free throw (7-for-7) performances of the year en route to his second highest career scoring total (highest in regulation). He scored 18 of his 31 in the second half and led the team in points for the third straight game.

► The Sooners led 40-37 at halftime but watched Houston make seven of its first 10 shots in the second half to take a 53-44 lead with 15 minutes left. OU responded with an 11-2 run to tie the game at 55, before the Cougars went back up by five, 62-57, with 8:42 remaining. A Pledger 3-pointer with 5:02 left put the Sooners up for good. OU led by eight until Houston hit a 3-pointer at the buzzer.

► Sophomore guard **Cameron Clark** netted 14 points on 6-for-11 shooting after going scoreless the previous game vs. Arkansas.

AP Top 25 Poll**December 19**

School	Record
1. Syracuse (53)	11-0
2. Ohio State (5)	10-1
3. Kentucky (4)	9-1
4. Louisville (2)	10-0
5. North Carolina	9-2
6. Baylor	9-0
7. Duke	9-1
8. Connecticut	9-1
9. Missouri	11-0
10. Marquette	10-0
11. Florida	8-2
12. Kansas	7-2
13. Wisconsin	10-2
14. Xavier	8-1
15. Pittsburgh	10-1
16. Georgetown	9-1
17. Indiana	10-0
18. Mississippi State	11-1
19. Michigan State	9-2
20. Michigan	9-2
21. UNLV	11-2
22. Murray State	12-0
23. Creighton	8-1
24. Virginia	9-1
25. Illinois	10-1

ESPN/USA Today Top 25 Poll**December 19**

School	Record
1. Syracuse (30)	11-0
2. Ohio State (1)	10-1
3. Kentucky	9-1
4. Louisville	10-0
5. Duke	9-1
6. North Carolina	9-2
7. Baylor	9-0
8. Missouri	11-0
9. Connecticut	9-1
10. Marquette	10-0
11. Kansas	7-2
12. Florida	8-2
13. Pittsburgh	10-1
14. Wisconsin	10-2
15. Xavier	8-1
16. Georgetown	9-1
17. Mississippi State	11-1
18. Indiana	10-0
19. Michigan	9-2
20. Michigan State	9-2
21. Creighton	8-1
22. Murray State	12-0
23. UNLV	11-2
24. Illinois	10-1
25. Harvard	9-1

OU opponents and potential opponents in **bold**

► Junior guard **Sam Grooms** scored 10 points and handed out a game-high eight assists without a turnover. He played 38 minutes, the most by a Sooner this season.

► The Sooners overcame combined 6-for-27 field goal shooting by starting forwards **Andrew Fitzgerald** (4-for-16) and **Romero Osby** (2-for-11). Fitzgerald totaled 10 points and six rebounds while Osby pulled down a career-high-tying 10 boards in 19 minutes.

► Oklahoma committed a season-low nine turnovers and outscored Houston 17-10 off turnovers (the Cougars committed 13).

PREVIEWING SOUTH CAROLINA STATE

► After starting 4-2, Mid-Eastern Athletic Conference member South Carolina State has lost five in a row and enters Wednesday's game with a 4-7 record. The Bulldogs, coming off a 69-55 loss at No. 15 Pitt on Saturday, are shooting .402 from the field, .330 from 3-point range and .635 from the free throw line on the year. Opponents are shooting .470 from the field and .354 from long range.

► Senior guard **Brandon Riley** is averaging a team-high 20.9 points per game thanks in part to his 22 3-point makes (shooting .431 from deep). He is coming off a 21-point game at Pitt in which he went 3-for-5 from behind the arc. He also averages 4.6 rebounds.

► Junior point guard **Khalif Toombs** has started all 11 games and averages 12.0 points, 2.9 rebounds and a team-high 3.7 assists per contest. He ranks second on the squad with 12 treys (shooting .429) and first with 34 free throw makes (shooting .791).

► Senior forward **Omar Sanders** contributes 10.8 points and a team-high 6.5 boards per game. He is shooting a team-best .500 from the floor and paces the Bulldogs with his 13 blocked shots (1.6 average).

► **Tim Carter** is in his fifth year as head coach at South Carolina State and owns a 62-77 (.446) record there. He is in his 16th year overall and is 222-229 (.492). A 1979 Kansas graduate, Carter earned his master's in education from Oklahoma in 1984. He was a graduate assistant under OU head coach **Billy Tubbs** during the 1982-83 season (**Wayman Tisdale's** freshman year). Carter later went on to serve as an Oklahoma State assistant coach under **Leonard Hamilton**.

OU-SOUTH CAROLINA STATE SERIES HISTORY

Wednesday's game will mark just the second between Oklahoma and South Carolina State, with the Sooners winning the previous meeting, 71-54, in the first round of the 2003 NCAA Tournament in Oklahoma City. No. 1-seeded OU received single-digit point total from its top four scorers of the season (**Hollis Price**, **Ebi Ere**, **Kevin Bookout** and **Quannas White** totaled 19 on the day) but guards **DeAngelo Alexander** (16 points) and **Blake Johnston** (15) came off the bench to supply career highs. Price (groin injury) and Bookout (strep throat) did not play in the second half.

SOONER TIP INS

► OU has recorded 31 dunks in its nine games (3.4 average) and junior forward **Romero Osby** has 15 of them.

► Fitzgerald is averaging more rebounds per game this year than last year (5.8 to 5.0), despite averaging 5.2 fewer minutes per contest.

► Thirty-two of Osby's 70 rebounds (46 percent) have come on the offensive end.

► Junior **Sam Grooms** has recorded at least six assists four times. He has 32 assists and four turnovers in those contests (8.0 ratio).

► Last year, **Steven Pledger** averaged 15.4 points in OU's wins and 7.4 points in its losses. This year, the junior guard is averaging 20.7 points in wins (he missed the season-opening victory) and was held to 11 points in the loss to Saint Louis.

► Senior forward **C.J. Washington's** three assists against Coppin State on Nov. 18 were more than he had all of last season (two). He has five handouts this year.

UP NEXT

The Sooners play at Cincinnati on Thursday, Dec. 29, at 8 p.m. CT. The game will be played off campus at U.S. Bank Arena and will be televised by ESPN.

QUANTIFYING OU'S BASKETBALL TRADITION

► This is the 105th season of Oklahoma varsity basketball (the program's first game was Nov. 26, 1907).

► OU owns a 1,533-979 (.610) all-time record, ranking it 30th in NCAA Division I history in wins and 41st in winning percentage.

► Oklahoma has participated in four NCAA Final Fours (1939, 1947, 1988 and 2002) and in two NCAA championship games (it lost to Holy Cross in 1947 and to Kansas in 1988).

► OU has made 26 NCAA Tournament appearances and seven postseason NIT showings. Its has made 22 NCAA Tournament appearances over the last 29 years.

► Oklahoma has made 27 postseason appearances over the last 30 years (22 NCAA Tournaments and five NITs).

► The Sooners have won 14 regular season conference championships (most recently in 2005) and seven conference tournament titles (including the 2001, 2002 and 2003 Big 12 crowns).

► The Sooners posted the eighth best NCAA Division I winning percentage (.731) in the 1980s and the eighth best (.738) in the 2000s.

► Twenty different Sooners have earned All-America honors a total of 30 times. They have earned consensus first-team All-America acclaim nine times and consensus second-team honors on four occasions.

► **Wayman Tisdale** was a three-time consensus first-team All-American during his three seasons at OU (1983-85).

► Oklahoma players have earned first-team all-conference accolades a total of 73 times.

► The Sooners own a winning record against eight of the other nine members of the Big 12 Conference (Kansas is the only league program with a series lead against OU).

► OU has played its home games in four different venues: the OU Gymnasium (1907-1919), the R.O.T.C. Armory (1919-1928), the OU Field House (1928-75) and Lloyd Noble Center (1975-present).

PLAYER NOTES

1 SAM GROOMS (6-1, 203, JUNIOR, GUARD)

- ▶ Averaging 7.0 points, 3.4 boards and 5.1 assists in team-high 30.3 minutes a contest.
- ▶ Ranks third in Big 12 in assists and assist-to-turnover ratio (2.7).
- ▶ Coming off a 10-point, 8-assist, 0-turnover game against Houston on Saturday.
- ▶ Recorded 17 assists and 4 turnovers in three 76 Classic games Nov. 24-27 (4.3 ratio).
- ▶ Point guard who transferred from Chipola College in Florida.
- ▶ Rated as nation's third-best junior college player in 2010-11 by JucoRecruiting.com.
- ▶ Started 50 games in his two seasons at Chipola (averaged 11.1 points, 5.9 assists last year).

2 STEVEN PLEDGER (6-4, 222, JUNIOR, GUARD)

- ▶ Averaging 19.5 points (2nd in Big 12), 3.9 rebounds and 1.9 assists in 29.5 minutes a game.
- ▶ Ranks first nationally among guards with his .604 field goal percentage (.707 last 4 games).
- ▶ Ranks fourth nationally with his .512 3-point percentage (.667 last 4 games).
- ▶ Recorded first career double-double vs. Houston on Saturday (31 points, 10 rebounds).
- ▶ Has four games of at least 20 points this year (had three all of last season).
- ▶ Shooting .643 from field and .500 (9-for-18) from 3-point range at home.
- ▶ Averaging 26.4 points per 40 minutes (averaged 13.6 points per 40 minutes last year).
- ▶ Named to 76 Classic and All-College Classic all-tournament teams.
- ▶ Suspended for opener vs. Idaho State (impermissible participation in summer pro-am game).
- ▶ Averaged a team-high 15.4 points in OU's wins last year compared to 7.4 points in losses.
- ▶ Shot .416 from 3-point range at home last year and .284 away from home.
- ▶ Scored a career-high 38 points (career highs of 12 field goals, 7 treys and 7 free throw makes) in overtime win at Iowa State last season (scored 17 of team's final 21 points).

3 T.J. FRANKLIN (5-11, 175, SENIOR, GUARD)

- ▶ Averaging 3.0 minutes in his six games this year (has scored 2 points).
- ▶ Played a career-high 9 minutes Dec. 2 vs. Sacramento State (2 points, 1 assist, 1 steal).
- ▶ A walk-on point guard who is the only fourth-year player on team.
- ▶ Played a total of 16 minutes last year (12 games) and scored four points.
- ▶ Helped North Crowley HS (Fort Worth, Texas) to 38-1 record and 2008 Class 5A state title.
- ▶ Voted by teammates as squad's hardest worker, best leader by example, most impressive in the weight room, fastest from baseline to baseline and best video game player.
- ▶ An information studies major at OU who graduated No. 7 in his high school class.

4 ANDREW FITZGERALD (6-8, 247, JUNIOR, FORWARD)

- ▶ Averaging 10.9 points to go along with 5.8 rebounds (ranks second on team) per game.
- ▶ Turned in a season-high 17-point effort against Arkansas two games ago (in 23 minutes).
- ▶ Averaging 14.0 points the last four games (all wins) after averaging 8.0 the first five.
- ▶ Averaging 0.8 more boards per game than last year despite averaging 5.2 fewer minutes.
- ▶ Averaged 7.3 boards in three 76 Classic games (tied for second most in tournament).
- ▶ OU's leading returning scorer (12.6) and rebounder (5.0) from last season. Also led team with his 21 blocked shots and 34 steals in an average of 30.8 minutes per game.
- ▶ An honorable mention All-Big 12 selection as a sophomore last season.
- ▶ Started all 32 games last year and scored at least 10 points 22 times (at least 20 four times).
- ▶ Arrived at OU in summer 2009 weighing 273 pounds but entered 2011-12 season at 247.

5 C.J. WASHINGTON (6-7, 230, SENIOR, FORWARD)

- ▶ Averaging 2.3 points and 3.1 rebounds in 10.0 minutes a game (DNP in season opener).
- ▶ Turned in an 8-point, 6-rebound performance vs. Oral Roberts three games ago.
- ▶ Shooting .636 (7-for-11) from the field in home games this year.
- ▶ Leads team in rebounds per minute (40-minute projection is 12.5 boards).
- ▶ Handed out 3 assists vs. Coppin State in his first game of year (recorded 2 all of last season).
- ▶ Came off bench in each of his 31 games last year and averaged 2.5 points and 3.1 rebounds.
- ▶ A first-team junior college All-American at Connors State College (Warner, Okla.) in 2009-10 when he averaged 19.3 points, a school-record 13.0 rebounds and 1.8 block per game.
- ▶ Named the 2010 Region II Junior College Player of the Year and Region II Tournament MVP.
- ▶ Recorded 25 double-doubles in his 32 games (including a stretch of 14 straight).

13 JAMES FRASCHILLA (5-10, 142, FRESHMAN, GUARD)

- ▶ A walk-on point guard from Dallas, Texas, who has made three appearances this year (3 min.).
- ▶ Helped Highland Park HS to a 22-8 record last year and a District 10-4A championship.
- ▶ Averaged 5.9 points, 5.0 assists and 2.7 steals as a senior to earn all-district honors.
- ▶ Voted by teammates as the Sooner who would make the best college head coach.
- ▶ Son of ESPN analyst and former college head coach Fran Fraschilla.

14 CARL BLAIR (6-2, 205, JUNIOR, GUARD)

- ▶ Averaging 3.7 points and 2.4 assists in 14.7 min. a game (has come off bench last 8 games).
- ▶ Started season opener vs. Idaho State (season highs of 12 points, 6 rebounds, 5 assists).
- ▶ Shot .250 from 3-point range last year (14-for-56) but is already 7-for-15 this year (.467).
- ▶ Played in 30 of team's 32 games last year and made 25 starts (including last 22 contests).
- ▶ Averaged 7.5 points and team-high 4.7 assists in 27.6 minutes a game.
- ▶ Assists average ranked third in Big 12.
- ▶ Led Sooners in assists in 21 games, including nine of the last 10.
- ▶ Transfer from New Orleans who averaged 9.2 points, 4.4 rebounds and 3.7 assists in 2009-10.
- ▶ Recorded triple-double at New Orleans (13 points, 10 rebounds and 11 assists).

15 TYLER NEAL (6-7, 227, SOPHOMORE, FORWARD)

- ▶ Has come off the bench to average 7.2 points and 3.7 boards in 17.7 minutes an outing.
- ▶ Shooting .464 from 3-point range (ranks 2nd on team) and is 16-for-17 from FT line (.941).
- ▶ Recorded a career-high 18-point game vs. Arkansas Dec. 10 (career highs of 4 treys, 4 assists).
- ▶ Averaging 10.0 points on .524 field goal and .471 (8-for-17) 3-point shooting last 4 games.
- ▶ Played in 26 of team's 32 games last year as a freshman and made six starts.
- ▶ Averaged 4.2 points and 2.3 rebounds in 12.5 minutes a game.
- ▶ One of team's better free throw shooters last year (.814).
- ▶ Scored a career-high 16 points and pulled down six rebounds vs. Virginia in Maui Invitational.
- ▶ Earned state-player-of-the-year honors from Gatorade, the Oklahoma Coaches Association and The Oklahoman as a high school senior at Putnam City West.

21 CAMERON CLARK (6-6, 198, SOPHOMORE, GUARD)

- ▶ Averaged 3.0 points in first two games (3-for-18 FGs); averaging 12.0 in seven games since.
- ▶ Has scored in double figures six of the last seven games (shooting .500 during stretch).
- ▶ Averaged 16.0 points over 3-game stretch before being held scoreless vs. Arkansas Dec. 10.
- ▶ Coming off a productive freshman season in which he started all 32 games.
- ▶ Ranked fourth on team in scoring (9.3 ppg) and third in rebounding (4.5 rpg) last year.
- ▶ Ranked eighth in Big 12 (second among freshmen) with his 33.6 minutes per game.
- ▶ Scored in double figures 14 times and netted at least 25 points twice.
- ▶ Averaged 13.1 points in wins and 6.3 points in losses.
- ▶ Played at least 40 minutes on seven occasions.
- ▶ Ranked No. 32 as a high school senior by ESPN, No. 34 by Rivals.com and No. 39 by Scout.com.

24 ROMERO OSBY (6-8, 232, JUNIOR, FORWARD)

- ▶ Averaging 10.0 points and team-high 7.8 rebounds in 25.6 minutes a game.
- ▶ Ranks third in Big 12 in rebounding and first in offensive rebounding (3.6 per game).
- ▶ Has grabbed 10 rebounds in four of nine outings (at least 6 boards in all but one game).
- ▶ Registered career highs of 17 points, 10 boards and four assists in opener vs. Idaho State and followed with another double-double (11 points, 10 rebounds) vs. Coppin State.
- ▶ Sat out last season after transferring from Mississippi State University.
- ▶ Averaged 4.2 points and 2.6 rebounds in 12.8 minutes a game during his two seasons at MSU.
- ▶ Played in 35 of 36 games as a sophomore (three starts) and averaged 4.3 points and 2.6 boards.
- ▶ A two-time high school all-state performer in Mississippi who was rated No. 57 nationally by Rivals.com and No. 70 by Scout.com.

31 BARRY HONORÉ (6-7, 270, SENIOR, FORWARD)

- ▶ Averaging 0.9 points, 0.8 boards and 0.7 blocks in 4.4 minutes a game.
- ▶ Played season-high 10 minutes vs. Arkansas Dec. 10 (2 points and season-high 3 rebounds).
- ▶ A walk-on who transferred from Southern University and is one of three seniors on the team.
- ▶ Averaged 1.2 points and 1.0 rebound in 5.7 minutes a game last year (shot .632 from field).
- ▶ Named 2008 Southwestern Athletic Conference Freshman of the Year after averaging 8.8 points and 5.1 rebounds a game at Southern.
- ▶ Started 54 of his 60 games during his two-year career at Southern.

32 CASEY ARENT (6-10, 227, JUNIOR, CENTER)

- ▶ Averaging 2.0 points and 2.6 boards in 10.1 minutes per outing.
- ▶ Eleven of his 21 rebounds are offensive (52 percent).
- ▶ A junior college transfer who is the tallest player on the team.
- ▶ Rated as the nation's 22nd-best juco player last year by JucoRecruiting.com.
- ▶ Earned first-team All-Big 8 and first-team all-state honors as a sophomore last year at Sierra College in Rocklin, Calif.
- ▶ Averaged 19.1 points and 11.4 rebounds per game last season (17 double-doubles).

SEASON STATISTICS

#	Player	gp-gs	min	avg	Total		3-Point		F-Throw		Rebounds				pf	dq	a	to	blk	stl	pts	avg
					fg-fga	fg%	3fg-fga	3fg%	ft-fa	ft%	off	def	tot	avg								
02	Pledger, Steven	8-8	236	29.5	55-91	.604	21-41	.512	25-30	.833	13	18	31	3.9	18	0	15	12	0	13	156	19.5
11	Newell, Calvin	5-0	98	19.6	25-51	.490	10-26	.385	5-7	.714	3	5	8	1.6	4	0	4	4	0	3	65	13.0
04	Fitzgerald, Andrew	9-9	230	25.6	41-92	.446	0-0	.000	16-23	.696	23	29	52	5.8	25	0	3	8	7	7	98	10.9
21	Clark, Cameron	9-9	220	24.4	36-84	.429	5-13	.385	13-23	.565	9	22	31	3.4	19	0	15	15	6	6	90	10.0
24	Osby, Romero	9-9	230	25.6	32-70	.457	2-6	.333	24-31	.774	32	38	70	7.8	17	1	10	11	9	4	90	10.0
15	Neal, Tyler	9-0	159	17.7	18-37	.486	13-28	.464	16-17	.941	8	25	33	3.7	17	0	9	9	1	6	65	7.2
01	Grooms, Sam	9-9	273	30.3	16-50	.320	5-15	.333	26-38	.684	6	25	31	3.4	14	0	46	17	0	9	63	7.0
14	Blair, Carl	9-1	132	14.7	8-22	.364	7-15	.467	10-15	.667	4	12	16	1.8	13	0	22	21	0	8	33	3.7
05	Washington, C.J.	8-0	80	10.0	8-16	.500	0-0	.000	2-2	1.000	7	18	25	3.1	6	0	5	3	3	0	18	2.3
32	Arent, Casey	8-0	81	10.1	7-20	.350	0-0	.000	2-2	1.000	11	10	21	2.6	13	0	1	11	2	4	16	2.0
31	Honore, Barry	9-0	40	4.4	3-7	.429	0-0	.000	2-2	1.000	5	2	7	0.8	4	0	0	3	6	0	8	0.9
03	Franklin, T.J.	6-0	18	3.0	1-4	.250	0-2	.000	0-0	.000	0	2	2	0.3	2	0	1	2	0	2	2	0.3
13	Fraschilla, James	3-0	3	1.0	0-0	.000	0-0	.000	0-0	.000	0	0	0	0.0	1	0	0	0	0	0	0	0.0
Team											21	11	32					1				
Total.....		9	1800		250-544	.460	63-146	.432	141-190	.742	142	217	359	39.9	153	1	131	117	34	62	704	78.2
Opponents.....		9	1800		214-512	.418	69-202	.342	106-148	.716	105	173	278	30.9	176	7	132	137	19	50	603	67.0

TEAM STATISTICS	OU	OPP	Date	Opponent	Score	Att.
SCORING	704	603	11/11/11	IDAHO STATE	w 78-74	7622
Points per game	78.2	67.0	11/18/11	COPPIN STATE	w 92-65	7460
Scoring margin	+11.2	-	# 11/24/11	vs Washington State	w 74-59	1457
FIELD GOALS-ATT	250-544	214-512	# 11/25/11	vs Santa Clara	w 85-73	1777
Field goal pct	.460	.418	# 11/27/11	vs Saint Louis	L 63-83	2637
3 POINT FG-ATT	63-146	69-202	12/02/11	SACRAMENTO STATE	w 82-53	7460
3-point FG pct	.432	.342	12/08/11	ORAL ROBERTS	w 73-59	7699
3-pt FG made per game	7.0	7.7	12/10/11	ARKANSAS	w 78-63	9077
FREE THROWS-ATT	141-190	106-148	\$ 12/17/11	vs Houston	w 79-74	5303
Free throw pct	.742	.716				
F-Throws made per game	15.7	11.8				
REBOUNDS	359	278	# 76 Classic (Anaheim, Calif.)			
Rebounds per game	39.9	30.9	\$ All-College Classic (Oklahoma City, Okla.)			
Rebounding margin	+9.0	-				
ASSISTS	131	132				
Assists per game	14.6	14.7				
TURNOVERS	117	137				
Turnovers per game	13.0	15.2				
Turnover margin	+2.2	-				
Assist/turnover ratio	1.1	1.0				
STEALS	62	50				
Steals per game	6.9	5.6				
BLOCKS	34	19				
Blocks per game	3.8	2.1				
ATTENDANCE	39318	11174				
Home games-Avg/Game	5-7864	0-0				
Neutral site-Avg/Game	-	4-2794				

Score by Periods	1st	2nd	Totals
Oklahoma	339	365	704
Opponents	266	337	603

SEASON RESULTS

Date	Opponent	Score	W/L	Attend.	Points Leader	Rebounds Leader	Assists Leader
11/11	Idaho State	78-74	W	7,622	Newell 19	Osby 10	Grooms 8
11/18	Coppin State	92-65	W	7,460	Pledger 20	Osby 10	Blair, Clark 4
11/24	vs. Washington State #	74-59	W	1,457	Newell 18	Fitzgerald 7	Grooms 10
11/25	vs. Santa Clara #	85-73	W	1,777	Pledger 26	Fitzgerald 13	Grooms 6
11/27	vs. Saint Louis #	63-83	L	2,637	Clark, Osby 14	Clark, Osby 6	Pledger 2
12/2	Sacramento State	82-53	W	7,460	Clark 18	Blair 5	Pledger 5
12/8	Oral Roberts	73-59	W	7,699	Pledger 17	Clark 8	Grooms 5
12/10	Arkansas	78-36	W	9,077	Pledger 22	Fitzgerald 8	Neal 4
12/17	vs. Houston \$	79-74	W	5,303	Pledger 31	Osby, Pledger 10	Grooms 8
12/21	South Carolina State						
12/29	at Cincinnati %						
12/31	Northwestern State						
1/3	at Missouri						
1/7	Kansas						
1/9	at Oklahoma State						
1/14	Kansas State						
1/17	Texas Tech						
1/21	at Texas A&M						
1/24	Baylor						
1/28	at Kansas State						
2/1	at Kansas						
2/4	Iowa State						
2/6	Missouri						
2/11	at Texas Tech						
2/14	Texas						
2/18	at Iowa State						
2/22	Oklahoma State						
2/25	at Baylor						
2/29	at Texas						
3/3	Texas A&M						

Associated Press rankings in parentheses

76 Classic (Anaheim, Calif.)

\$ All-College Classic (Oklahoma City, Okla.)

% at U.S. Bank Arena

Record Summary	Overall	Home	Away	Neutral
All Games	8-1	5-0	0-0	3-1
Big 12 Games	0-0	0-0	0-0	0-0
Non-Conference Games	8-1	5-0	0-0	3-1

POINTS-REBOUNDS-ASSISTS

Date	Opponent	1 GROOMS	2 PLEDGER	3 FRANKLIN	4 FTZGERLD	5 WASHGTON	11 NEWELL	13 FRASCH.	14 BLAIR	15 NEAL	21 CLARK	24 OSBY	31 HONORÉ	32 ARENT
11/11	Idaho State	<u>11-6-8</u>	DNP	0-0-0	<u>7-1-0</u>	DNP	19-2-0	DNP	<u>12-6-5</u>	4-7-1	<u>2-3-0</u>	<u>17-10-4</u>	2-0-0	4-1-0
11/18	Coppin State	<u>4-4-1</u>	<u>20-2-3</u>	0-0-0	<u>10-8-0</u>	6-8-3	14-2-1	0-0-0	6-0-4	9-3-1	<u>4-4-4</u>	<u>11-10-0</u>	2-3-0	6-9-1
11/24	vs. Washington State #	<u>9-1-10</u>	<u>14-2-0</u>	0-0-1	<u>9-7-0</u>	0-2-0	18-1-3	DNP	0-0-0	2-3-0	<u>11-2-1</u>	<u>9-6-0</u>	0-0-0	2-3-0
11/25	vs. Santa Clara #	<u>12-5-6</u>	<u>26-7-0</u>	DNP	<u>12-13-0</u>	0-4-0	8-2-0	DNP	2-0-2	3-2-0	<u>11-2-1</u>	<u>9-10-1</u>	0-0-0	2-2-0
11/27	vs. Saint Louis #	<u>0-2-1</u>	<u>11-3-2</u>	DNP	<u>4-2-0</u>	2-2-0	6-1-0	DNP	3-1-1	7-1-0	<u>14-6-1</u>	<u>14-6-0</u>	0-0-0	2-1-0
12/2	Sacramento State	<u>9-4-4</u>	<u>15-1-5</u>	2-0-1	<u>13-4-1</u>	2-1-1	**	DNP	5-5-3	8-3-1	<u>18-3-3</u>	<u>8-4-3</u>	2-1-0	0-3-0
12/8	Oral Roberts	<u>2-4-5</u>	<u>17-3-3</u>	0-0-0	<u>16-3-0</u>	8-6-1	**	0-0-0	2-0-3	5-3-1	<u>16-8-2</u>	<u>7-7-0</u>	0-0-0	0-2-0
12/10	Arkansas	<u>6-3-3</u>	<u>22-3-2</u>	0-1-0	<u>17-8-0</u>	0-2-0	**	0-0-0	3-2-2	18-5-4	<u>0-1-3</u>	<u>10-7-2</u>	2-3-0	0-0-0
12/17	vs. Houston \$	<u>10-2-8</u>	<u>31-10-0</u>	DNP	<u>10-6-2</u>	0-0-0	**	DNP	0-2-2	9-6-1	<u>14-2-0</u>	<u>5-10-0</u>	0-0-0	DNP
12/21	South Carolina State													
12/29	at Cincinnati %													
12/31	Northwestern State													
1/3	at Missouri													
1/7	Kansas													
1/9	at Oklahoma State													
1/14	Kansas State													
1/17	Texas Tech													
1/21	at Texas A&M													
1/24	Baylor													
1/28	at Kansas State													
2/1	at Kansas													
2/4	Iowa State													
2/6	Missouri													
2/11	at Texas Tech													
2/14	Texas													
2/18	at Iowa State													
2/22	Oklahoma State													
2/25	at Baylor													
2/29	at Texas													
3/3	Texas A&M													

Associated Press rankings in parentheses

76 Classic (Anaheim, Calif.)

\$ All-College Classic (Oklahoma City, Okla.)

% at U.S. Bank Arena

** Left team

MISCELLANEOUS STATS

Dunks

Romero Osby.....	15
Cameron Clark.....	7
Andrew Fitzgerald.....	3
Tyler Neal.....	2
Steven Pledger.....	2
Casey Arent.....	1
Calvin Newell.....	1

Charges Taken

Romero Osby.....	4
Andrew Fitzgerald.....	3
Steven Pledger.....	2
Casey Arent.....	1
Carl Blair.....	1
Cameron Clark.....	1
T.J. Franklin.....	1
Tyler Neal.....	1
C.J. Washington.....	1

GAME-BY-GAME TEAM STATS

	FG-A	Pct.	3FG-A	Pct.	FT-A	Pct.	O/D/T	PF	A	TO	B	S	1	2	TP
Idaho State at Oklahoma	28-60 23-63	.467 .365	7-24 8-23	.292 .348	11-17 24-33	.647 .727	12/25/37 18/23/41	30 20	22 18	20 15	0 6	7 8	34 31	40 47	74 78
Coppin State at Oklahoma	20-55 36-79	.364 .456	9-33 10-24	.273 .417	16-27 10-13	.593 .769	10/17/27 28/33/61	14 21	13 18	15 15	2 5	8 5	23 42	42 50	65 92
Oklahoma # vs. Washington State #	27-60 22-52	.450 .423	9-20 7-17	.450 .412	11-18 8-11	.611 .727	13/19/32 13/22/35	14 18	14 12	11 22	3 3	7 5	38 40	36 19	74 59
Santa Clara # vs. Oklahoma #	24-68 28-60	.353 .467	14-33 5-16	.424 .313	11-13 24-32	.846 .750	12/21/33 15/34/49	24 18	17 10	9 11	2 4	4 1	19 42	54 43	73 85
Saint Louis # vs. Oklahoma #	29-48 25-60	.604 .417	9-17 3-10	.529 .300	16-20 10-15	.800 .667	5/24/29 15/16/31	17 22	19 5	11 12	1 1	1 5	39 30	44 33	83 63
Sacramento State at Oklahoma	19-43 31-54	.442 .574	6-11 11-20	.545 .550	9-14 9-12	.643 .750	7/16/23 9/20/29	14 11	13 22	22 12	1 6	7 16	25 45	28 37	53 82
Oral Roberts at Oklahoma	22-60 27-54	.367 .500	1-15 3-7	.067 .429	14-19 16-20	.737 .800	16/15/31 14/24/38	18 19	11 15	12 15	3 3	9 7	24 34	35 39	59 73
Arkansas at Oklahoma	20-58 26-50	.345 .520	7-27 8-16	.259 .500	16-20 18-23	.800 .783	12/14/26 11/27/38	20 16	11 16	13 17	5 4	7 6	15 37	38 41	63 78
Houston \$ vs. Oklahoma \$	30-68 27-64	.441 .422	9-25 6-10	.360 .600	5-7 19-24	.714 .792	18/19/37 19/21/40	21 12	14 13	13 9	2 2	2 7	37 40	37 39	74 79
South Carolina State at Oklahoma															
Oklahoma % at Cincinnati %															
Northwestern State at Oklahoma															
Oklahoma at Missouri															
Kansas at Oklahoma															
Oklahoma at Oklahoma State															
Kansas State at Oklahoma															
Texas Tech at Oklahoma															
Oklahoma at Texas A&M															
Baylor at Oklahoma															
Oklahoma at Kansas State															
Oklahoma at Kansas															
Iowa State at Oklahoma															
Missouri at Oklahoma															
Oklahoma at Texas Tech															
Texas at Oklahoma															
Oklahoma at Iowa State															
Oklahoma State at Oklahoma															
Oklahoma at Baylor															
Oklahoma at Texas															
Texas A&M at Oklahoma															

Associated Press rankings in parentheses

76 Classic (Anaheim, Calif.)

\$ All-College Classic (Oklahoma City, Okla.)

% at U.S. Bank Arena

INDIVIDUAL HIGHS

OKLAHOMA HIGHS

Points	31, Steven Pledger vs. Houston (12/17)
Field Goals	10, Steven Pledger vs. Houston (12/17) 10, Steven Pledger vs. Santa Clara (11/25)
Field Goal Attempts	17, Andrew Fitzgerald vs. Oral Roberts (12/8)
Field Goal Pct. (min. 7 made)	.769 (10-for-13), Steven Pledger vs. Houston (12/17)
3-Point Field Goals	4, Steven Pledger vs. Houston (12/17) 4, Tyler Neal vs. Arkansas (12/10) 4, Steven Pledger vs. Santa Clara (11/25) 4, Calvin Newell vs. Washington State (11/24) 4, Calvin Newell vs. Idaho State (11/11)
3-Point Field Goal Attempts	11, Calvin Newell vs. Idaho State (11/11)
3-Point Field Goal Pct. (min. 4 made)	.800 (4-for-5), Steven Pledger vs. Houston (12/17)
Free Throws	8, Sam Grooms vs. Santa Clara (11/25)
Free Throw Attempts	12, Sam Grooms vs. Santa Clara (11/25)
Free Throw Pct.	1.000 (7-for-7), Steven Pledger vs. Houston (12/17)
Rebounds	13, Andrew Fitzgerald vs. Santa Clara (11/25)
Assists	10, Sam Grooms vs. Washington State (11/24)
Turnovers	5, Steven Pledger vs. Arkansas (12/10)
Blocked Shots	3, Cameron Clark vs. Sacramento State (12/2)
Steals	3, Andrew Fitzgerald vs. Sacramento State (12/2) 3, Sam Grooms vs. Sacramento State (12/2) 3, Steven Pledger vs. Sacramento State (12/2) 3, Steven Pledger vs. Washington State (11/24)

OPPONENT HIGHS

Points	27, Evan Rocquomore, Santa Clara (11/25)
Field Goals	9, BJ Young, Arkansas (12/10) 9, Brian Conklin, Saint Louis (11/27)
Field Goal Attempts	19, Kevin Foster, Santa Clara (11/25)
Field Goal Pct. (min. 7 made)	.818 (9-for-11), Brian Conklin, Saint Louis (11/27)
3-Point Field Goals	7, Evan Rocquomore, Santa Clara (11/25)
3-Point Field Goal Attempts	11, Evan Rocquomore, Santa Clara (11/25)
3-Point Field Goal Pct. (min. 4 made)	.800 (4-for-5), Cody Ellis, Saint Louis (11/27)
Free Throws	8, Rickey Scott, Arkansas (12/10)
Free Throw Attempts	10, Rickey Scott, Arkansas (12/10) 10, Tony Gallo vs. Coppin State (11/18)
Free Throw Pct.	1.000 (7-for-7), Brian Conklin, Saint Louis (11/27)
Rebounds	9, Antonio Williams, Coppin State (11/18)
Assists	10, Evan Rocquomore, Santa Clara (11/25)
Turnovers	7, Dylan Garrity, Sacramento State (12/2)
Blocked Shots	4, Hunter Mickelson, Arkansas (12/10)
Steals	3, BJ Young, Arkansas (12/10) 3, Michael Craion, Oral Roberts (12/8) 3, Kevin Foster, Santa Clara (11/25) 3, Chase Grabau, Idaho State (11/11) 3, Melvin Morgan, Idaho State (11/11)

OKLAHOMA'S TOP INDIVIDUAL PERFORMANCES

POINTS

31.....	Steven Pledger vs. Houston (12/17)
26.....	Steven Pledger vs. Santa Clara (11/25)
22.....	Steven Pledger vs. Arkansas (12/10)
20.....	Steven Pledger vs. Coppin State (11/18)
19.....	Calvin Newell vs. Idaho State (11/11)
18.....	Tyler Neal vs. Arkansas (12/10)
18.....	Cameron Clark vs. Sacramento State (12/2)
18.....	Calvin Newell vs. Washington State (11/24)
17.....	Andrew Fitzgerald vs. Arkansas (12/10)
17.....	Steven Pledger vs. Oral Roberts (12/8)
17.....	Romero Osby vs. Idaho State (11/11)

REBOUNDS

13.....	Andrew Fitzgerald vs. Santa Clara (11/25)
10.....	Romero Osby vs. Houston (12/17)
10.....	Steven Pledger vs. Houston (12/17)
10.....	Romero Osby vs. Santa Clara (11/25)
10.....	Romero Osby vs. Coppin State (11/18)
10.....	Romero Osby vs. Idaho State (11/11)
9.....	Casey Arent vs. Coppin State (11/18)

ASSISTS

10.....	Sam Grooms vs. Washington State (11/24)
8.....	Sam Grooms vs. Houston (12/17)
8.....	Sam Grooms vs. Idaho State (11/11)
6.....	Sam Grooms vs. Santa Clara (11/25)
5.....	Sam Grooms vs. Oral Roberts (12/8)
5.....	Steven Pledger vs. Sacramento State (12/2)
5.....	Carl Blair vs. Idaho State (11/11)

BLOCKED SHOTS

3.....	Cameron Clark vs. Sacramento State (12/2)
2.....	8 times

STEALS

3.....	Andrew Fitzgerald vs. Sacramento State (12/2)
3.....	Sam Grooms vs. Sacramento State (12/2)
3.....	Steven Pledger vs. Sacramento State (12/2)
3.....	Steven Pledger vs. Washington State (11/24)

3-POINT FIELD GOALS

4.....	Steven Pledger vs. Houston (12/17)
4.....	Tyler Neal vs. Arkansas (12/10)
4.....	Steven Pledger vs. Santa Clara (11/25)
4.....	Calvin Newell vs. Washington State (11/24)
4.....	Calvin Newell vs. Idaho State (11/11)

MINUTES

38.....	Sam Grooms vs. Houston (12/17)
37.....	Steven Pledger vs. Houston (12/17)
37.....	Sam Grooms vs. Idaho State (11/11)
36.....	Steven Pledger vs. Arkansas (12/10)

SATURDAY vs. HOUSTON

Official Basketball Box Score -- Game Totals -- Final Statistics

Houston vs Oklahoma

12/17/11 7 p.m. CT at Oklahoma City, Okla. (Chesapeake Arena)

Houston 74 • 4-5

##	Player		Total	3-Ptr	Rebounds			PF	TP	A	TO	Blk	Stl	Min
			FG-FGA	FG-FGA	FT-FTA	Off	Def							
15	Gibson, Leon	f	3-8	0-0	1-2	3	2	5	2	7	0	1	0	20
35	Thomas, Tashawn	f	3-3	0-0	0-0	3	5	8	3	6	1	1	1	21
03	Thompson, J.J.	g	2-7	1-3	2-2	0	2	2	2	7	4	3	0	28
11	Thibodeaux, Darian	g	4-9	2-5	0-0	4	2	6	4	10	3	1	0	35
23	Simmons, Jonathon	g	8-15	2-6	2-3	0	3	3	3	20	3	1	0	32
00	Young, Joseph		4-11	2-7	0-0	3	2	5	1	10	1	1	0	23
02	Harris, Alandise		3-5	0-0	0-0	0	2	2	5	6	0	2	1	14
04	Barnes, Leron		0-1	0-1	0-0	0	0	0	0	0	1	1	0	3
32	Van Slyke, Kirk		3-9	2-3	0-0	3	0	3	1	8	1	2	0	24
Team						2	1	3						
Totals			30-68	9-25	5-7	18	19	37	21	74	14	13	2	200

FG % 1st Half: 14-31 45.2% 2nd half: 16-37 43.2% Game: 30-68 44.1%
 3FG % 1st Half: 5-12 41.7% 2nd half: 4-13 30.8% Game: 9-25 36.0%
 FT % 1st Half: 4-6 66.7% 2nd half: 1-1 100.0% Game: 5-7 71.4%

Deadball
Rebounds
1

Oklahoma 79 • 8-1

##	Player		Total	3-Ptr	Rebounds			PF	TP	A	TO	Blk	Stl	Min
			FG-FGA	FG-FGA	FT-FTA	Off	Def							
04	Fitzgerald, Andrew	f	4-16	0-0	2-4	5	1	6	2	10	2	1	0	35
21	Clark, Cameron	f	6-11	0-1	2-2	0	2	2	3	14	0	4	0	26
24	Osby, Romero	c	2-11	0-0	1-2	5	5	10	2	5	0	1	1	19
01	Grooms, Sam	g	3-8	1-1	3-4	0	2	2	0	10	8	0	0	38
02	Pledger, Steven	g	10-13	4-5	7-7	4	6	10	1	31	0	1	0	37
05	Washington, C.J.		0-0	0-0	0-0	0	0	0	0	0	0	0	0	4
14	Blair, Carl		0-1	0-0	0-0	1	1	2	1	0	2	1	0	13
15	Neal, Tyler		2-4	1-3	4-5	2	4	6	3	9	1	1	0	23
31	Honore, Barry		0-0	0-0	0-0	0	0	0	0	0	0	0	1	5
Team						2	0	2						
Totals			27-64	6-10	19-24	19	21	40	12	79	13	9	2	200

FG % 1st Half: 15-37 40.5% 2nd half: 12-27 44.4% Game: 27-64 42.2%
 3FG % 1st Half: 5-8 62.5% 2nd half: 1-2 50.0% Game: 6-10 60.0%
 FT % 1st Half: 5-7 71.4% 2nd half: 14-17 82.4% Game: 19-24 79.2%

Deadball
Rebounds
4

Officials: Duke Edsall, Terry Davis, Bret Smith

Technical fouls: Houston-None. Oklahoma-None.

Attendance:

Foul Outs: Houston (Harris - 0:13.4)

Score by periods	1st	2nd	Total
Houston	37	37	74
Oklahoma	40	39	79


Points	In	Off	2nd	Fast	
Paint	Paint	T/O	Chance	Break	Bench
HOUSTO	30	10	21	6	24
OU	26	17	18	6	9

Last FG - HOUSTON 2nd-00:01, OU 2nd-02:17.

Largest lead - HOUSTON by 9 2nd-15:41, OU by 8 2nd-00:05.

Score tied - 9 times.

Lead changed - 9 times.



1 SAM GROOMS

6-1, 203, JUNIOR, GUARD
GREENSBORO, N.C.
(CHIPOLA JUNIOR COLLEGE [FLA.])

PTS	REB	AST	MIN
7.0	3.4	5.1	30.3

GROOMS GAME BY GAME IN 2011-12

Date	Opponent	MIN	FG	3FG	FT	O-D-T	PF	A	TO	B	S	TP
N11	Idaho State	*37	2-10	0-2	7-8	3-3-6	3	8	2	0	2	11
N18	Coppin State	*23	1-6	0-3	2-4	2-2-4	2	1	3	0	0	4
N24	vs. Washington State	*33	3-6	1-1	2-4	1-0-1	2	10	1	0	1	9
N25	vs. Santa Clara	*27	2-6	0-3	8-12	0-5-5	1	6	1	0	0	12
N27	vs. Saint Louis	*24	0-1	0-0	0-0	0-2-2	4	1	2	0	0	0
D2	Sacramento State	*28	3-5	2-2	1-2	0-4-4	0	4	1	0	3	9
D8	Oral Roberts	*29	0-3	0-1	2-2	0-4-4	2	5	4	0	2	2
D10	Arkansas	*34	2-5	1-2	1-2	0-3-3	0	3	3	0	1	6
D17	vs. Houston	*38	3-8	1-1	3-4	0-2-2	0	8	0	0	0	10
D21	South Carolina State											
D29	at Cincinnati											
D31	Northwestern State											
J3	at Missouri											
J7	Kansas											
J9	at Oklahoma State											
J14	Kansas State											
J17	Texas Tech											
J21	at Texas A&M											
J24	Baylor											
J28	at Kansas State											
F1	at Kansas											
F4	Iowa State											
F6	Missouri											
F11	at Texas Tech											
F14	Texas											
F18	at Iowa State											
F22	Oklahoma State											
F25	at Baylor											
F29	at Texas											
M3	Texas A&M											

* Starter

GROOMS' CAREER HIGHS

Points	12 vs. Santa Clara (11/25/11)
Field Goals	3 (three times)
Field Goal Attempts	10 vs. Idaho State (11/11/11)
3-Point Field Goals	2 vs. Sacramento State (12/2/11)
3-Point Field Goal Attempts	3 (twice)
Free Throws Made	8 vs. Santa Clara (11/25/11)
Free Throw Attempts	12 vs. Santa Clara (11/25/11)
Rebounds	6 vs. Idaho State (11/11/11)
Assists	10 vs. Washington State (11/24/11)
Blocked Shots	None
Steals	3 vs. Sacramento State (12/2/11)
Minutes Played	38 vs. Houston (12/17/11)



2 STEVEN PLEDGER

6-4, 222, JUNIOR, GUARD
CHESAPEAKE, VA.
(ATLANTIC SHORES CHRISTIAN SCHOOL)

PTS	REB	FG%	MIN
19.5	3.9	.604	29.5

PLEDGER GAME BY GAME IN 2011-12

Date	Opponent	MIN	FG	3FG	FT	O-D-T	PF	A	TO	B	S	TP
N11	Idaho State											DNP
N18	Coppin State	*20	8-14	3-8	1-1	1-1-2	3	3	0	0	0	20
N24	vs. Washington State	*25	4-8	3-6	3-3	1-1-2	3	0	1	0	3	14
N25	vs. Santa Clara	*31	10-15	4-8	2-4	3-4-7	1	0	1	0	0	26
N27	vs. Saint Louis	*35	4-13	1-4	2-3	0-3-3	4	2	2	0	1	11
D2	Sacramento State	*21	4-5	3-3	4-4	1-0-1	3	5	0	0	3	15
D8	Oral Roberts	*31	6-11	0-2	5-5	1-2-3	1	3	2	0	2	17
D10	Arkansas	*36	9-12	3-5	1-3	2-1-3	2	2	5	0	2	22
D17	vs. Houston	*37	10-13	4-5	7-7	4-6-10	1	0	1	0	2	31
D21	South Carolina State											
D29	at Cincinnati											
D31	Northwestern State											
J3	at Missouri											
J7	Kansas											
J9	at Oklahoma State											
J14	Kansas State											
J17	Texas Tech											
J21	at Texas A&M											
J24	Baylor											
J28	at Kansas State											
F1	at Kansas											
F4	Iowa State											
F6	Missouri											
F11	at Texas Tech											
F14	Texas											
F18	at Iowa State											
F22	Oklahoma State											
F25	at Baylor											
F29	at Texas											
M3	Texas A&M											

* Starter

PLEDGER'S CAREER HIGHS

Points	38 vs. Iowa State (1/29/11)
Field Goals	12 vs. Iowa State (1/29/11)
Field Goal Attempts	20 vs. Iowa State (1/29/11)
3-Point Field Goals	7 vs. Iowa State (1/29/11)
3-Point Field Goal Attempts	14 vs. Houston (11/26/09)
Free Throws Made	7 vs. Iowa State (1/29/11)
Free Throw Attempts	8 (twice)
Rebounds	10 vs. Houston (12/17/11)
Assists	6 (twice)
Blocked Shots	2 (twice)
Steals	3 (six times)
Minutes Played	44 vs. Iowa State (1/29/11)



3 T.J. FRANKLIN

5-11, 175, SENIOR, GUARD
FORT WORTH, TEXAS
(NORTH CROWLEY HS)

PTS	REB	AST	MIN
0.3	0.3	0.2	3.0

FRANKLIN GAME BY GAME IN 2011-12

Date	Opponent	MIN	FG	3FG	FT	O-D-T	PF	A	TO	B	S	TP
N11	Idaho State	+0	0-0	0-0	0-0	0-0-0	0	0	0	0	0	0
N18	Coppin State	7	0-0	0-0	0-0	0-0-0	2	0	1	0	1	0
N24	vs. Washington State	1	0-1	0-0	0-0	0-1-1	0	0	0	0	0	0
N25	vs. Santa Clara					DNP						
N27	vs. Saint Louis					DNP						
D2	Sacramento State	9	1-3	0-2	0-0	0-0-0	0	1	1	0	1	2
D8	Oral Roberts	0+	0-0	0-0	0-0	0-0-0	0	0	0	0	0	0
D10	Arkansas	1	0-0	0-0	0-0	0-1-1	0	0	0	0	0	0
D17	vs. Houston					DNP						
D21	South Carolina State											
D29	at Cincinnati											
D31	Northwestern State											
J3	at Missouri											
J7	Kansas											
J9	at Oklahoma State											
J14	Kansas State											
J17	Texas Tech											
J21	at Texas A&M											
J24	Baylor											
J28	at Kansas State											
F1	at Kansas											
F4	Iowa State											
F6	Missouri											
F11	at Texas Tech											
F14	Texas											
F18	at Iowa State											
F22	Oklahoma State											
F25	at Baylor											
F29	at Texas											
M3	Texas A&M											

* Starter

FRANKLIN'S CAREER HIGHS

Points	3 vs. Texas Southern (11/18/10)
Field Goals	1 (twice)
Field Goal Attempts	3 vs. Sacramento State (12/2/11)
3-Point Field Goals	None
3-Point Field Goal Attempts	2 vs. Sacramento State (12/2/11)
Free Throws Made	2 vs. Mount St. Mary's (11/14/09)
Free Throw Attempts	4 (twice)
Rebounds	2 (twice)
Assists	2 (three times)
Blocked Shots	None
Steals	1 (twice)
Minutes Played	9 vs. Sacramento State (12/2/11)



4 ANDREW FITZGERALD

6-8, 247, JUNIOR, FORWARD
BALTIMORE, MD.
(BREWSTER ACADEMY [N.H.])

PTS	REB	FG%	MIN
10.9	5.8	.446	25.6

FITZGERALD GAME BY GAME IN 2011-12

Date	Opponent	MIN	FG	3FG	FT	O-D-T	PF	A	TO	B	S	TP
N11	Idaho State	*23	2-7	0-0	3-3	0-1-1	3	0	0	2	0	7
N18	Coppin State	*19	4-11	0-0	2-2	5-3-8	2	0	1	0	1	10
N24	vs. Washington State	*30	4-9	0-0	1-4	2-5-7	2	0	2	1	0	9
N25	vs. Santa Clara	*30	4-7	0-0	4-4	5-8-13	3	0	0	2	0	12
N27	vs. Saint Louis	*17	2-6	0-0	0-0	0-2-2	4	0	1	0	1	4
D2	Sacramento State	*22	6-8	0-0	1-2	1-3-4	2	1	1	0	3	13
D8	Oral Roberts	*31	8-17	0-0	0-0	1-2-3	3	0	1	1	1	16
D10	Arkansas	*23	7-11	0-0	3-4	4-4-8	4	0	1	1	0	17
D17	vs. Houston	*35	4-16	0-0	2-4	5-1-6	2	2	1	0	1	10
D21	South Carolina State											
D29	at Cincinnati											
D31	Northwestern State											
J3	at Missouri											
J7	Kansas											
J9	at Oklahoma State											
J14	Kansas State											
J17	Texas Tech											
J21	at Texas A&M											
J24	Baylor											
J28	at Kansas State											
F1	at Kansas											
F4	Iowa State											
F6	Missouri											
F11	at Texas Tech											
F14	Texas											
F18	at Iowa State											
F22	Oklahoma State											
F25	at Baylor											
F29	at Texas											
M3	Texas A&M											

* Starter

FITZGERALD'S CAREER HIGHS

Points	22 (three times)
Field Goals	8 (five times)
Field Goal Attempts	17 (twice)
3-Point Field Goals	None
3-Point Field Goal Attempts	None
Free Throws Made	6 (five times)
Free Throw Attempts	8 vs. Texas A&M (3/6/10)
Rebounds	13 (twice)
Assists	3 vs. Baylor (2/27/10)
Blocked Shots	3 vs. Texas Tech (1/18/11)
Steals	5 vs. North Carolina Central (11/15/10)
Minutes Played	39 (twice)



5 C.J. WASHINGTON

6-7, 230, SENIOR, FORWARD
STRINGTOWN, OKLA.
(CONNORS STATE COLLEGE)

PTS	REB	AST	MIN
2.3	3.1	0.6	10.0


WASHINGTON GAME BY GAME IN 2011-12

Date	Opponent	MIN	FG	3FG	FT	O-D-T	PF	A	TO	B	S	TP
N11	Idaho State					DNP						
N18	Coppin State	18	3-4	0-0	0-0	3-5-8	2	3	1	0	0	6
N24	vs. Washington State	3	0-2	0-0	0-0	1-1-2	0	0	0	0	0	0
N25	vs. Santa Clara	8	0-1	0-0	0-0	0-4-4	0	0	0	1	0	0
N27	vs. Saint Louis	10	1-2	0-0	0-0	0-2-2	0	0	0	0	0	2
D2	Sacramento State	17	1-1	0-0	0-0	0-1-1	2	1	1	2	0	2
D8	Oral Roberts	17	3-4	0-0	2-2	3-3-6	2	1	0	0	0	8
D10	Arkansas	3	0-2	0-0	0-0	0-2-2	0	0	1	0	0	0
D17	vs. Houston	4	0-0	0-0	0-0	0-0-0	0	0	0	0	0	0
D21	South Carolina State											
D29	at Cincinnati											
D31	Northwestern State											
J3	at Missouri											
J7	Kansas											
J9	at Oklahoma State											
J14	Kansas State											
J17	Texas Tech											
J21	at Texas A&M											
J24	Baylor											
J28	at Kansas State											
F1	at Kansas											
F4	Iowa State											
F6	Missouri											
F11	at Texas Tech											
F14	Texas											
F18	at Iowa State											
F22	Oklahoma State											
F25	at Baylor											
F29	at Texas											
M3	Texas A&M											

* Starter

WASHINGTON'S CAREER HIGHS

Points	9 (twice)
Field Goals	4 (twice)
Field Goal Attempts	6 (twice)
3-Point Field Goals	None
3-Point Field Goal Attempts	None
Free Throws Made	4 (twice)
Free Throw Attempts	6 vs. Sacramento State (12/21/10)
Rebounds	8 vs. Coppin State (11/18/11)
Assists	3 vs. Coppin State (11/18/11)
Blocked Shots	3 vs. Virginia (11/23/10)
Steals	2 vs. Iowa State (1/29/11)
Minutes Played	25 vs. Texas Tech (3/2/11)



13 JAMES FRASCHILLA

5-10, 142, FRESHMAN, GUARD
DALLAS, TEXAS
(HIGHLAND PARK HS)

PTS	REB	AST	MIN
0.0	0.0	0.0	1.0

FRASCHILLA GAME BY GAME IN 2011-12

Date	Opponent	MIN	FG	3FG	FT	O-D-T	PF	A	TO	B	S	TP
N11	Idaho State					DNP						
N18	Coppin State	2	0-0	0-0	0-0	0-0-0	1	0	0	0	0	0
N24	vs. Washington State					DNP						
N25	vs. Santa Clara					DNP						
N27	vs. Saint Louis					DNP						
D2	Sacramento State					DNP						
D8	Oral Roberts	0+	0-0	0-0	0-0	0-0-0	0	0	0	0	0	0
D10	Arkansas	1	0-0	0-0	0-0	0-0-0	0	0	0	0	0	0
D17	vs. Houston					DNP						
D21	South Carolina State											
D29	at Cincinnati											
D31	Northwestern State											
J3	at Missouri											
J7	Kansas											
J9	at Oklahoma State											
J14	Kansas State											
J17	Texas Tech											
J21	at Texas A&M											
J24	Baylor											
J28	at Kansas State											
F1	at Kansas											
F4	Iowa State											
F6	Missouri											
F11	at Texas Tech											
F14	Texas											
F18	at Iowa State											
F22	Oklahoma State											
F25	at Baylor											
F29	at Texas											
M3	Texas A&M											

* Starter

FRASCHILLA'S CAREER HIGHS

Points	None
Field Goals	None
Field Goal Attempts	None
3-Point Field Goals	None
3-Point Field Goal Attempts	None
Free Throws Made	None
Free Throw Attempts	None
Rebounds	None
Assists	None
Blocked Shots	None
Steals	None
Minutes Played	2 vs. Coppin State (11/18/11)



14 CARL BLAIR

6-2, 205, JUNIOR, GUARD
HOUSTON, TEXAS
(UNIVERSITY OF NEW ORLEANS)

PTS	REB	AST	MIN
3.7	1.8	2.4	14.7

BLAIR GAME BY GAME IN 2011-12


Date	Opponent	MIN	FG	3FG	FT	O-D-T	PF	A	TO	B	S	TP
N11	Idaho State	*27	3-7	3-6	3-6	0-6-6	4	5	2	0	0	12
N18	Coppin State	12	2-3	2-3	0-0	0-0-0	3	4	4	0	1	6
N24	vs. Washington State	6	0-1	0-1	0-0	0-0-0	1	0	3	0	0	0
N25	vs. Santa Clara	13	0-1	0-0	2-2	0-0-0	2	2	3	0	1	2
N27	vs. Saint Louis	17	1-4	1-2	0-0	0-1-1	0	1	4	0	2	3
D2	Sacramento State	17	1-3	1-3	2-2	3-2-5	0	3	1	0	1	5
D8	Oral Roberts	13	1-1	0-0	0-1	0-0-0	1	3	2	0	0	2
D10	Arkansas	14	0-1	0-0	3-4	0-2-2	1	2	1	0	2	3
D17	vs. Houston	13	0-1	0-0	0-0	1-1-2	1	2	1	0	1	0
D21	South Carolina State											
D29	at Cincinnati											
D31	Northwestern State											
J3	at Missouri											
J7	Kansas											
J9	at Oklahoma State											
J14	Kansas State											
J17	Texas Tech											
J21	at Texas A&M											
J24	Baylor											
J28	at Kansas State											
F1	at Kansas											
F4	Iowa State											
F6	Missouri											
F11	at Texas Tech											
F14	Texas											
F18	at Iowa State											
F22	Oklahoma State											
F25	at Baylor											
F29	at Texas											
M3	Texas A&M											

* Starter

BLAIR'S CAREER HIGHS

Points23 vs. Arkansas State (2/6/10*)
Field Goals6 (four times)
Field Goal Attempts13 vs. Arkansas State (2/25/10*)
3-Point Field Goals3 (twice)
3-Point Field Goal Attempts7 (three times)
Free Throws Made9 (four times)
Free Throw Attempts13 vs. Colorado (1/22/11)
Rebounds11 vs. Florida International (1/2/10)
Assists11 (twice)
Blocked Shots1 (four times)
Steals3 (five times)
Minutes Played40 (twice*)

* At University of New Orleans



15 TYLER NEAL

6-7, 227, SOPHOMORE, FORWARD
OKLAHOMA CITY, OKLA.
(PUTNAM CITY WEST HS)

PTS	REB	3FG%	MIN
7.2	3.7	.464	17.7

NEAL GAME BY GAME IN 2011-12

Date	Opponent	MIN	FG	3FG	FT	O-D-T	PF	A	TO	B	S	TP
N11	Idaho State	15	2-3	0-0	0-0	4-3-7	1	1	2	0	1	4
N18	Coppin State	18	3-8	3-6	0-0	1-2-3	3	1	1	0	0	9
N24	vs. Washington State	13	0-1	0-1	2-2	0-3-3	2	0	0	1	0	2
N25	vs. Santa Clara	8	1-2	1-2	0-0	0-2-2	2	0	0	0	0	3
N27	vs. Saint Louis	16	1-2	1-2	4-4	1-0-1	1	0	0	0	1	7
D2	Sacramento State	19	3-7	2-5	0-0	0-3-3	1	1	2	0	0	8
D8	Oral Roberts	19	1-1	1-1	2-2	0-3-3	1	1	2	0	2	5
D10	Arkansas	28	5-9	4-8	4-4	0-5-5	3	4	1	0	0	18
D17	vs. Houston	23	2-4	1-3	4-5	2-4-6	3	1	1	0	2	9
D21	South Carolina State											
D29	at Cincinnati											
D31	Northwestern State											
J3	at Missouri											
J7	Kansas											
J9	at Oklahoma State											
J14	Kansas State											
J17	Texas Tech											
J21	at Texas A&M											
J24	Baylor											
J28	at Kansas State											
F1	at Kansas											
F4	Iowa State											
F6	Missouri											
F11	at Texas Tech											
F14	Texas											
F18	at Iowa State											
F22	Oklahoma State											
F25	at Baylor											
F29	at Texas											
M3	Texas A&M											

* Starter

NEAL'S CAREER HIGHS

Points18 vs. Arkansas (12/10/12)
Field Goals5 vs. Arkansas (12/10/12)
Field Goal Attempts9 vs. Arkansas (12/10/12)
3-Point Field Goals4 vs. Arkansas (12/10/12)
3-Point Field Goal Attempts8 vs. Arkansas (12/10/12)
Free Throws Made6 vs. Virginia (11/23/10)
Free Throw Attempts6 (three times)
Rebounds7 (twice)
Assists4 vs. Arkansas (12/10/12)
Blocked Shots1 (four times)
Steals2 (three times)
Minutes Played28 (twice)



21 CAMERON CLARK

6-6, 198, SOPHOMORE, GUARD
SHERMAN, TEXAS
(SHERMAN HS)

PTS	REB	AST	MIN
10.0	3.4	1.7	24.4

CLARK GAME BY GAME IN 2011-12

Date	Opponent	MIN	FG	3FG	FT	O-D-T	PF	A	TO	B	S	TP
N11	Idaho State	*22	1-10	0-3	0-2	1-2-3	2	0	1	0	2	2
N18	Coppin State	*20	2-8	0-0	0-0	1-3-4	1	4	1	2	1	4
N24	vs. Washington State	*29	5-9	0-1	1-3	1-1-2	2	1	2	0	1	11
N25	vs. Santa Clara	*26	3-10	0-0	5-6	2-0-2	3	1	2	0	0	11
N27	vs. Saint Louis	*28	7-13	0-0	0-2	3-3-6	3	1	2	1	0	14
D2	Sacramento State	*26	7-12	3-5	1-2	0-3-3	1	3	0	3	2	18
D8	Oral Roberts	*30	5-8	2-2	4-6	1-7-8	2	2	2	0	0	16
D10	Arkansas	*13	0-3	0-1	0-0	0-1-1	2	3	1	0	0	0
D17	vs. Houston	*26	6-11	0-1	2-2	0-2-2	3	0	4	0	0	14
D21	South Carolina State											
D29	at Cincinnati											
D31	Northwestern State											
J3	at Missouri											
J7	Kansas											
J9	at Oklahoma State											
J14	Kansas State											
J17	Texas Tech											
J21	at Texas A&M											
J24	Baylor											
J28	at Kansas State											
F1	at Kansas											
F4	Iowa State											
F6	Missouri											
F11	at Texas Tech											
F14	Texas											
F18	at Iowa State											
F22	Oklahoma State											
F25	at Baylor											
F29	at Texas											
M3	Texas A&M											

* Starter

CLARK'S CAREER HIGHS

Points	26 vs. Central Arkansas (12/30/10)
Field Goals	11 vs. Baylor (2/2/11)
Field Goal Attempts	19 vs. Baylor (2/2/11)
3-Point Field Goals	4 vs. Central Arkansas (12/30/10)
3-Point Field Goal Attempts	7 vs. Baylor (2/2/11)
Free Throws Made	6 vs. Oklahoma State (3/5/11)
Free Throw Attempts	7 vs. Oklahoma State (3/5/11)
Rebounds	11 vs. Coppin State (11/12/10)
Assists	4 (twice)
Blocked Shots	3 vs. Sacramento State (12/2/11)
Steals	3 vs. Oral Roberts (12/11/10)
Minutes Played	44 vs. Iowa State (1/29/11)



24 ROMERO OSBY

6-8, 232, JUNIOR, FORWARD
MERIDIAN, MISS.
(MISSISSIPPI STATE UNIVERSITY)

PTS	REB	BLK	MIN
10.0	7.8	1.0	25.6

OSBY GAME BY GAME IN 2011-12

Date	Opponent	MIN	FG	3FG	FT	O-D-T	PF	A	TO	B	S	TP
N11	Idaho State	*31	5-9	1-1	6-7	6-4-10	3	4	2	2	1	17
N18	Coppin State	*22	4-8	0-0	3-4	4-6-10	0	0	0	1	1	11
N24	vs. Washington State	*26	3-7	1-2	2-2	2-4-6	2	0	0	0	0	9
N25	vs. Santa Clara	*32	3-8	0-1	3-4	3-7-10	2	1	3	1	0	9
N27	vs. Saint Louis	*24	6-13	0-1	2-4	4-2-6	3	0	1	0	0	14
D2	Sacramento State	*23	4-5	0-0	0-0	2-2-4	0	3	1	0	1	8
D8	Oral Roberts	*21	3-4	0-1	1-2	4-3-7	5	0	1	2	0	7
D10	Arkansas	*32	2-5	0-0	6-6	2-5-7	0	2	2	2	0	10
D17	vs. Houston	*19	2-11	0-0	1-2	5-5-10	2	0	1	1	1	5
D21	South Carolina State											
D29	at Cincinnati											
D31	Northwestern State											
J3	at Missouri											
J7	Kansas											
J9	at Oklahoma State											
J14	Kansas State											
J17	Texas Tech											
J21	at Texas A&M											
J24	Baylor											
J28	at Kansas State											
F1	at Kansas											
F4	Iowa State											
F6	Missouri											
F11	at Texas Tech											
F14	Texas											
F18	at Iowa State											
F22	Oklahoma State											
F25	at Baylor											
F29	at Texas											
M3	Texas A&M											

* Starter

OSBY'S CAREER HIGHS

Points	17 vs. Idaho State (11/11/11)
Field Goals	6 vs. Saint Louis (11/27/11)
Field Goal Attempts	13 (twice)
3-Point Field Goals	2 (five times)
3-Point Field Goal Attempts	3 (seven times)
Free Throws Made	7 vs. Texas Tech (11/29/08*)
Free Throw Attempts	10 vs. Texas Tech (11/29/08*)
Rebounds	10 (four times)
Assists	4 (three times)
Blocked Shots	2 (seven times)
Steals	3 vs. Jackson State (3/16/10*)
Minutes Played	38 vs. Kentucky (2/16/10*)

* At Mississippi State



31 BARRY HONORÉ

6-7, 270, SENIOR, FORWARD
GARLAND, TEXAS
(SOUTHERN UNIVERSITY)

PTS	REB	BLK	MIN
0.9	0.8	0.7	4.4


HONORÉ GAME BY GAME IN 2011-12

Date	Opponent	MIN	FG	3FG	FT	O-D-T	PF	A	TO	B	S	TP
N11	Idaho State	5	1-1	0-0	0-0	0-0-0	0	0	0	2	0	2
N18	Coppin State	8	0-0	0-0	2-2	2-1-3	0	0	1	1	0	2
N24	vs. Washington State	1	0-0	0-0	0-0	0-0-0	0	0	0	0	0	0
N25	vs. Santa Clara	2	0-0	0-0	0-0	0-0-0	1	0	1	0	0	0
N27	vs. Saint Louis	1	0-0	0-0	0-0	0-0-0	0	0	0	0	0	0
D2	Sacramento State	5	1-3	0-0	0-0	1-0-1	1	0	1	1	0	2
D8	Oral Roberts	3	0-2	0-0	0-0	0-0-0	0	0	0	0	0	0
D10	Arkansas	10	1-1	0-0	0-0	2-1-3	2	0	0	1	0	2
D17	vs. Houston	5	0-0	0-0	0-0	0-0-0	0	0	0	1	0	0
D21	South Carolina State											
D29	at Cincinnati											
D31	Northwestern State											
J3	at Missouri											
J7	Kansas											
J9	at Oklahoma State											
J14	Kansas State											
J17	Texas Tech											
J21	at Texas A&M											
J24	Baylor											
J28	at Kansas State											
F1	at Kansas											
F4	Iowa State											
F6	Missouri											
F11	at Texas Tech											
F14	Texas											
F18	at Iowa State											
F22	Oklahoma State											
F25	at Baylor											
F29	at Texas											
M3	Texas A&M											

* Starter

HONORÉ'S OKLAHOMA HIGHS

Points	6 (twice)
Field Goals	3 (twice)
Field Goal Attempts	4 vs. Texas Southern (11/18/10)
3-Point Field Goals	None
3-Point Field Goal Attempts	1 vs. Texas A&M (1/8/11)
Free Throws Made	1 vs. Virginia (11/23/10)
Free Throw Attempts	2 vs. Virginia (11/23/10)
Rebounds	3 (six times)
Assists	2 vs. Texas Southern (11/18/10)
Blocked Shots	2 (twice)
Steals	None
Minutes Played	19 vs. Texas Southern (11/18/10)



32 CASEY ARENT

6-10, 227, JUNIOR, CENTER
PENRYN, CALIF.
(SIERRA COLLEGE)

PTS	REB	STL	MIN
2.0	2.6	0.5	10.1

ARENT GAME BY GAME IN 2011-12

Date	Opponent	MIN	FG	3FG	FT	O-D-T	PF	A	TO	B	S	TP
N11	Idaho State	12	1-2	0-0	2-2	1-0-1	1	0	3	0	1	4
N18	Coppin State	13	3-5	0-0	0-0	3-6-9	2	1	1	1	0	6
N24	vs. Washington State	9	1-3	0-0	0-0	2-1-3	0	0	2	1	0	2
N25	vs. Santa Clara	8	1-2	0-0	0-0	1-1-2	2	0	0	0	0	2
N27	vs. Saint Louis	15	1-2	0-0	0-0	1-0-1	3	0	0	0	0	2
D2	Sacramento State	13	0-2	0-0	0-0	1-2-3	1	0	3	0	2	0
D8	Oral Roberts	6	0-3	0-0	0-0	2-0-2	2	0	1	0	0	0
D10	Arkansas	5	0-1	0-0	0-0	0-0-0	2	0	1	0	1	0
D17	vs. Houston					DNP						
D21	South Carolina State											
D29	at Cincinnati											
D31	Northwestern State											
J3	at Missouri											
J7	Kansas											
J9	at Oklahoma State											
J14	Kansas State											
J17	Texas Tech											
J21	at Texas A&M											
J24	Baylor											
J28	at Kansas State											
F1	at Kansas											
F4	Iowa State											
F6	Missouri											
F11	at Texas Tech											
F14	Texas											
F18	at Iowa State											
F22	Oklahoma State											
F25	at Baylor											
F29	at Texas											
M3	Texas A&M											

* Starter

ARENT'S CAREER HIGHS

Points	6 vs. Coppin State (11/18/11)
Field Goals	3 vs. Coppin State (11/18/11)
Field Goal Attempts	5 vs. Coppin State (11/18/11)
3-Point Field Goals	None
3-Point Field Goal Attempts	None
Free Throws Made	2 vs. Idaho State (11/11/11)
Free Throw Attempts	2 vs. Idaho State (11/11/11)
Rebounds	9 vs. Coppin State (11/18/11)
Assists	1 vs. Coppin State (11/18/11)
Blocked Shots	1 (twice)
Steals	2 vs. Sacramento State (12/2/11)
Minutes Played	15 vs. Saint Louis (11/27/11)

ROSTERS

NUMERICAL

No.	Name	Pos.	Cl.	Ht.	Wt.	Hometown (Last School)
1	Sam Grooms	G	Jr.	6-1	203	Greensboro, N.C. (Chipola College [Fla.])
2	Steven Pledger**	G	Jr.	6-4	222	Chesapeake, Va. (Atlantic Shores Christian School)
3	T.J. Franklin^	G	Sr.	5-11	175	Fort Worth, Texas (North Crowley HS)
4	Andrew Fitzgerald**	F	Jr.	6-8	247	Baltimore, Md. (Brewster Academy [N.H.])
5	C.J. Washington*	F	Sr.	6-7	230	Stringtown, Okla. (Connors State JC)
12	Jarrold Kruger#	G	So.	6-1	174	Topeka, Kan. (Kansas State University)
13	James Fraschilla^	G	Fr.	5-10	142	Dallas, Texas (Highland Park HS)
14	Carl Blair*	G	Jr.	6-2	205	Houston, Texas (University of New Orleans)
15	Tyler Neal*	F	So.	6-7	227	Oklahoma City, Okla. (Putnam City West HS)
21	Cameron Clark*	G	So.	6-6	198	Sherman, Texas (Sherman HS)
22	Amath M'Baye#	F	Jr.	6-9	214	Bordeaux, France (University of Wyoming)
24	Romero Osby	F	Jr.	6-8	232	Meridian, Miss. (Mississippi State University)
31	Barry Honoré*^	F	Sr.	6-7	270	Garland, Texas (Southern University)
32	Casey Arent	C	Jr.	6-10	227	Penryn, Calif. (Sierra College)

ALPHABETICAL

No.	Name	Pos.	Cl.	Ht.	Wt.	Hometown (Last School)
32	Casey Arent	C	Jr.	6-10	227	Penryn, Calif. (Sierra College)
14	Carl Blair*	G	Jr.	6-2	205	Houston, Texas (University of New Orleans)
21	Cameron Clark*	G	So.	6-6	198	Sherman, Texas (Sherman HS)
4	Andrew Fitzgerald**	F	Jr.	6-8	247	Baltimore, Md. (Brewster Academy [N.H.])
3	T.J. Franklin^	G	Sr.	5-11	175	Fort Worth, Texas (North Crowley HS)
13	James Fraschilla^	G	Fr.	5-10	142	Dallas, Texas (Highland Park HS)
1	Sam Grooms	G	Jr.	6-1	203	Greensboro, N.C. (Chipola College [Fla.])
31	Barry Honoré*^	F	Sr.	6-7	270	Garland, Texas (Southern University)
12	Jarrold Kruger#	G	So.	6-1	174	Topeka, Kan. (Kansas State University)
22	Amath M'Baye#	F	Jr.	6-9	214	Bordeaux, France (University of Wyoming)
15	Tyler Neal*	F	So.	6-7	227	Oklahoma City, Okla. (Putnam City West HS)
24	Romero Osby	F	Jr.	6-8	232	Meridian, Miss. (Mississippi State University)
2	Steven Pledger**	G	Jr.	6-4	222	Chesapeake, Va. (Atlantic Shores Christian School)
5	C.J. Washington*	F	Sr.	6-7	230	Stringtown, Okla. (Connors State JC)

* Letters earned at Oklahoma

^ Walk-on

Sitting out the 2011-12 season due to NCAA transfer rules

STAFF

Head Coach: Lon Kruger (Kansas State '75)

Assistant Coaches:

Chris Crutchfield (Nebraska-Omaha '92)

Steve Henson (Kansas State '90)

Lew Hill (Wichita State '88)

Director of Operations:

Mike Shepherd (Kansas State '98)

Video Coordinator:

Scott Thompson (Mississippi '02)

Director of Student-Athlete Performance:

Jozsef Szendrei (Oklahoma '03)

Trainer: Alex Brown (Appalachian State '79)

PRONUNCIATION GUIDE

Casey **Arent**: ARNT

James **Fraschilla**: frush-SHILL-UH

Barry **Honoré**: ahn-o-RAY

Amath M'Baye: ah-MOTT EM-by

Romero **Osby**: AHZ-bee